



## Installation Instructions:


SRC Bumper (Part # SB76622)  
2007 Jeep JK SRC Rear Bumper  
w/ Tire Carrier

**CAUTION:** This bumper is not rated for towing. It is “accessory” friendly only i.e. bike rack, hitch step, receiver rack.

Parts Included	Qty	Parts Included	Qty
<b>BOX 1</b>		<b>3/8” X 1” Hex Head Self Tapping Bolt</b>	<b>2</b>
<b>91-5417 REAR BUMPER</b>	<b>1</b>	<b>90-6689 HARDWARE PACK: HANDLE</b>	<b>1</b>
<b>91-5433 TIRE CARRIER: ADJUSTABLE MOUNT</b>	<b>1</b>	<b>90-2940 NYLON WASHER</b>	<b>2</b>
<b>90-3925 NUT PLATE</b>	<b>2</b>	<b>90-4218 CIRCLE CLIP</b>	<b>1</b>
<b>90-6581 HARDWARE PACK: BUMPER</b>	<b>1</b>	90-4219 LUG NUTS	3
1/2”-13 X 4 1/2” GR. 8 HEX BOLT	4	90-4217 ZERK FITTING	1
1/2”-13 X 1 1/4” GR. 8 HEX BOLT	4	<b>90-4214 TIRE CARRIER HANDLE ASSEMBLY</b>	<b>1</b>
1/2” USS FLAT WASHER	8	<b>90-6690 HARDWARE PACK: TIRE CARRIER</b>	<b>1</b>
1/2” SAE WASHER	4	3/8”-16 X 1 1/4” HEX BOLT GR. 8	2
1/2” HEX NUT	4	3/8”-16 X 1 3/4” HEX BOLT GR. 8	2
<b>BOX 2</b>		3/8”-16 X 2 1/2” HEX BOLT GR. 8	2
<b>93-5425 TIRE CARRIER: SRC</b>	<b>1</b>	3/8”-16 STOVER NUT- 2 Not Used	6
<b>93-5430 SRC SPARE TIRE CARRIER BRACE</b>	<b>1</b>	3/8” SAE FLAT WASHER- 2 Not Used	8
<b>93-5567 3rd Brake Light Bracket: Upper</b>	<b>1</b>	1/2”-13 STOVER NUT	4
<b>93-5569 3rd Brake Light Bracket: Lower</b>	<b>1</b>	1/2”-13 FLAT WASHER	4
<b>90-6299 Hardware Pack: 3rd Brake Light Bracket</b>	<b>1</b>	5/16”-18 X 3/4” SS BUTTONHEAD BOLT-Not Used	1

**Step 1:** Remove the factory rear bumper and hardware from the vehicle.

**Step 2:** Drill out the (4) holes in the center of the frame to 1/2”. (Fig A)



(Fig A)


For Technical Support/Warranty Information please call 310-762-9944



## Installation Instructions:

*SRC Bumper (Part # SB76622)  
2007 Jeep JK SRC Rear Bumper  
w/ Tire Carrier*

**Step 3:** Insert nut plate (90-3925) into the inside of the rear frame rails. (Fig B)




(Fig B)

**Step 4:** *NOTE: This step might require 2 people.* Raise the new SRC rear bumper (91-3913) up into place and align the (4) holes on the frame with the holes on the hitch plate on the bumper. (Fig C)



(Fig C)



(Fig D)

**Step 5:** Install the 1/2\" X 4 1/2\" hex bolts to secure the hitch plate to the rear frame. Do not tighten bolts at this time. (Fig D)


**For Technical Support/Warranty Information please call 310-762-9944**



## Installation Instructions:

*SRC Bumper (Part # SB76622)  
2007 Jeep JK SRC Rear Bumper  
w/ Tire Carrier*

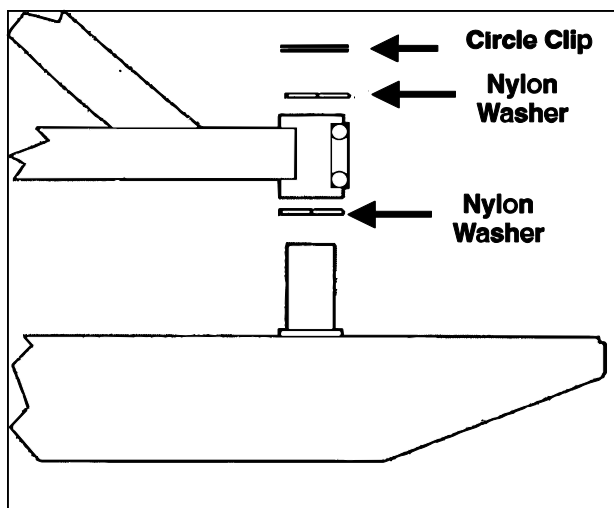
**Step 6:** Install the (4) 1/2" X 1 1/4" into the previously installed nut plates (90-3925), (2) on the driver's side, (2) on the pass side. Level the bumper and torque the bolts to 90 ft./lbs. (Fig E)




(Fig E)

**Step 7:** Torque the (4) hitch plate bolts to 90 ft./lbs. (Fig D)

**Step 8:** Place nylon washer over rear bumper post, then place tire carrier on top, then another nylon washer. Once the tire carrier has been placed over post, swing it to the closed position and latch it into place. Secure it with the already installed bolts (No Washers). (Fig F and G) **IMPORTANT!:** *Over-tightening the pinch bolts will not allow the tire carrier to swing freely.*



(Fig F)



(Fig G)

For Technical Support/Warranty Information please call 310-762-9944






## Installation Instructions:

*SRC Bumper (Part # SB76622)  
2007 Jeep JK SRC Rear Bumper  
w/ Tire Carrier*


**Step 9:** Install the tire carrier brace (93-5430) over the tire carrier spud and secure to the threaded holes in the bumper using the supplied 3/8" X 1 1/4" Bolts, washers. (Fig H)



(Fig H)

**Step 10:** Carefully place the circle clip on top of the post over the tire carrier portion. Install the Zerk fitting (91-4217) into the bumper post. Do not over tighten.

**Step 11:** Install the handle assembly into the end of the tire carrier. Close and latch the tire carrier. Secure using the supplied 2" X 1/2" bolts and hardware. (Fig I)



(Fig I)


**Step 12:** Locate tire mounting bracket on the tire carrier by guiding the bracket studs into the holes on the tire carrier. **NOTE: the bracket will be offset towards the driver side.** Secure using the supplied (4) 3/8" flat washers, (4) lock nuts. Determine the best position for your tire size and then tighten all hardware on mounting bracket. For best results the back side of the tire should rest against the (Triangle) tire carrier. (Fig J)

**For Technical Support/Warranty Information please call 310-762-9944**



## Installation Instructions:

*SRC Bumper (Part # SB76622)  
2007 Jeep JK SRC Rear Bumper  
w/ Tire Carrier*



(Fig J)



(Fig K)

**Step 13:** Reattach any previously unclipped wiring harnesses.

**Step 14:** Installation is now complete.

Product cleaning and maintenance instructions

**Stainless Steel Finish** – Aluminum polish may be used to polish small scratches and scuffs on the finish. Mild soap, window or glass cleaner may be used to clean the finish. **Dual state powder coat finish** – Mild soap, window or glass cleaner may be used to clean the finish. In order to protect the finish, you may wax your product on a regular basis with pure carnauba automotive wax. Do not use any types of soap, polish or was that contains abrasive that could damage the finish. **Textured coated finishes** should be cleaned with a mild soap on a damp sponge. Do not apply polish or was that requires to be removed by means of buffing. This type of wax is commonly used at car wash facilities. **Chrome Finish** – Mild soap, window or glass cleaner may be used to clean the finish. In order to protect the finish you should wax your product on a regular basis with pure carnauba automotive wax. Do not use any types of soap, polish or was that contains abrasive that could damage the finish.

**For Technical Support/Warranty Information please call 310-762-9944**



## Installation Instructions:

*SRC Bumper (Part # SB76622)  
2007 Jeep JK SRC Rear Bumper  
w/ Tire Carrier*

### Limited Warranties

Smittybilt's products are covered under the following limited warranties only. Note that the duration of the limited warranty differs according to the material and finish of the product purchased. Subject to the duration and conditions of the limited warranty stated below, Smittybilt warrants to the original retail purchaser that its products are free from defects in material and workmanship. All other warranties and representations express or implied, are hereby disclaimed, including fitness for merchantability and buyer's intended use or purpose. All parts are sold "AS IS" except for the limited warranties granted herein. Buyer assumes all risks as to the selection, suitability and performance of all goods and products selected. This limited warranty does not cover damage or impairment in any part due to misuse, improper installation, accident or contact with on-road or off-road hazards, product modification, improper or inadequate cleaning and/or maintenance. Smittybilt is not responsible for items damaged during shipping. This warranty is not transferable from the original buyer. For the original Buyer to be eligible for the limited warranty coverage, the Buyer must provide proof of purchase. Smittybilt strongly recommends returning the warranty registration card.

Customer's remedy hereunder shall be limited only to repair or replacement (at Smittybilt's option) of any defective part(s) returned to Smittybilt at customer's expense. The determination of whether or not a returned part is defective or subject to coverage under the limited warranties stated herein shall be made at Smittybilt's sole discretion.

### Duration of Limited Warranty

#### **Limited Lifetime Warranty on Stainless Steel Products -**

Smittybilt stainless steel products carry the foregoing limited repair or replacement warranty against workmanship and defects in the material so long as the original purchaser retains the original stainless steel parts.

#### **Limited Five (5) Year / 50,000 Mile Pro-Rata Warranty (whichever occurs first) on Dual-Stage Powder Coating Products -**

Smittybilt dual-stage powder coated products carry the foregoing limited repair or replacement warranty for a period of (5) years or 50,000 miles (whichever occurs first) from date of purchase against workmanship and defects in the material, provided that any claim submitted after (2.5) years from date of purchase shall, if accepted, be satisfied by Smittybilt offering customer a credit on the purchase of a replacement product equal to fifty percent (50%) of customer's initial purchase price.

#### **Limited Three (3) Year / 36,000 Mile Pro-Rata Warranty (whichever occurs first) on Chrome Products-**

Smittybilt chrome products finished carry the foregoing limited repair or replacement warranty for a period of three (3) years or 36,000 miles against workmanship and defects in the material (whichever occurs first) from the date of purchase.

To assure product quality, Smittybilt reserves the right to change product design, material, specification and finishes without prior notice to customers. This limited warranty gives you specific legal rights and you may also have other rights, which may vary from state to state. Some states do not allow limitations on how long an implied warranty lasts, so the above limitations may not apply as to you. Also, some states do not allow the exclusion or limitation of incidental or consequential damages, so the above limitations or exclusions may not apply to you. Smittybilt reserves the right to discontinue product lines and substitute products, or provide other remedies than those listed in this limited warranty for those discontinued products.

**For Technical Support/Warranty Information please call 310-762-9944**

---

**Smittybilt, 400 W Artesia, Compton, CA 90220**